

Scaled data based on original data using
LM-79-08 Approved Method: Electrical and Photometric Measurements of Solid-
State Lighting Products

Test Report Prepared for
Cooper Lighting Solutions
(formerly Eaton)

Brand: INVUE

Report Number: P141418

Luminaire Tested: **EMM-E01-LED-E1-SLL-8030**

Issue Date: 03/03/2020

Test Information

Test Method: LM-79-08
Report Number: P141418
REPORT IS SCALED FROM IESNA LM-79-08 TEST DATA (P33693)
Test Lab: INNOVATION CENTER-P3
Issue Date: 03/03/2020
Manufacturer: COOPER LIGHTING SOLUTIONS (FORMERLY EATON)
Product Line: INVUE
Catalog Number: EMM-E01-LED-E1-SLL-8030
Description: EPIC MODERN MEDIUM DECORATIVE LED LUMINAIRE
(1) LIGHTBARS WITH AccuLED OPTICS - 90° SPILL LIGHT ELIMINATOR LEFT
Light Source: (21) 3000K CCT, 80 CRI LEDs
Ballast/Driver: -

Summary

Lumens per Lamp: N/A
Luminaire Lumens: 2207.5 lumens
Efficiency: N/A
Efficacy: 89.4 lumens/watt
Luminous Opening: Rectangular (W 0.17' x L: 1' x H: 0')
IES Classification: Type IV - Short - Non-Cutoff
BUG Rating: B1 - U0 - G1

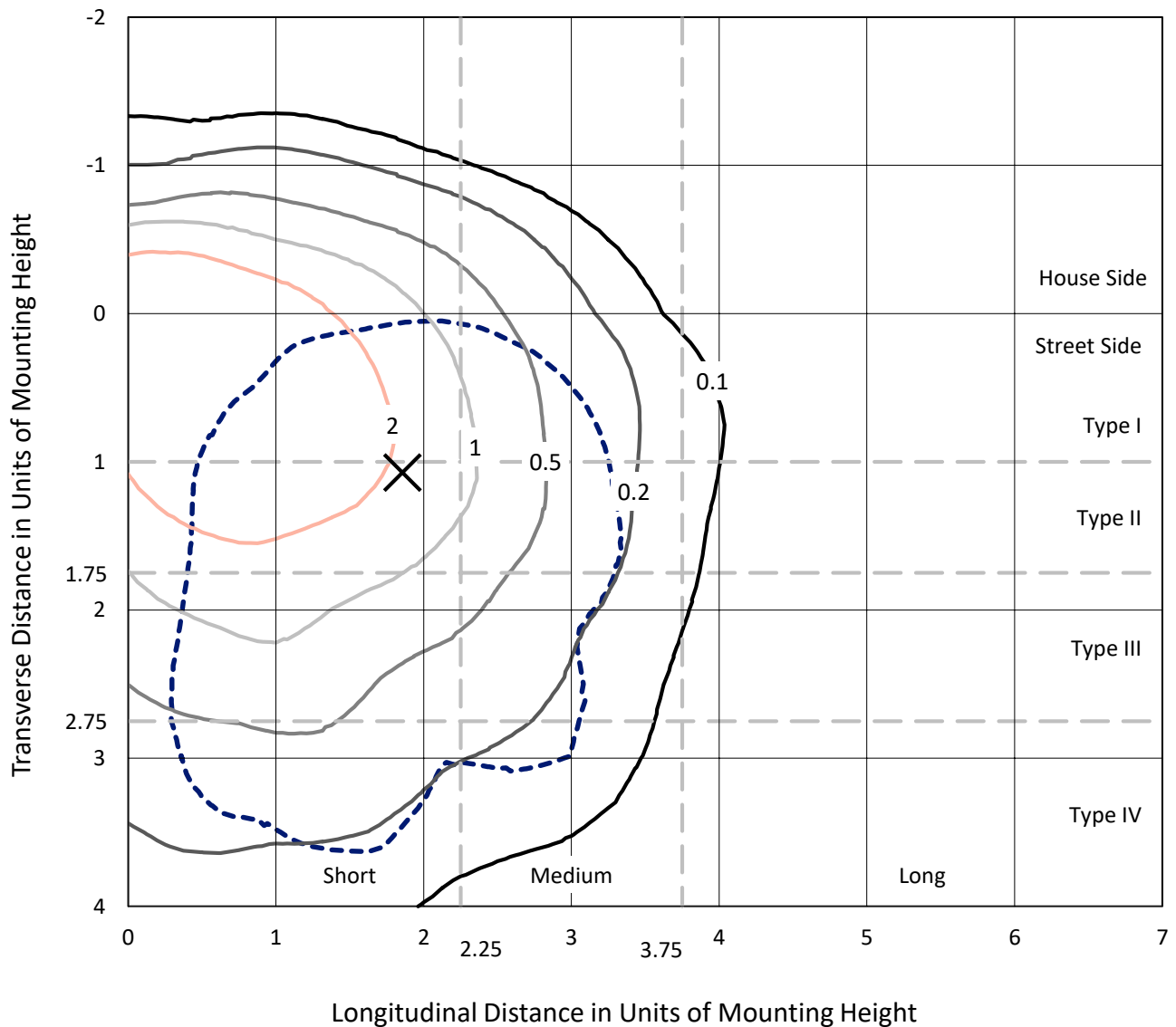
Input Watts (W): 24.7
Input Voltage (V): NR
Input Current (Ain): NR
Voltage Rise (V): NR
Power Factor: NR
Total Harmonic Distortion (THDi): NR
Frequency (hertz): 60
Stabilization Time: NR
Operation Time: NR
Ambient Temperature (°C): NR
Test Distance: 25 FT



REPORT NUMBER: P141418
 CATALOG NUMBER: EMM-E01-LED-E1-SLL-8030

Iso-Footcandle Lines of Horizontal Illumination

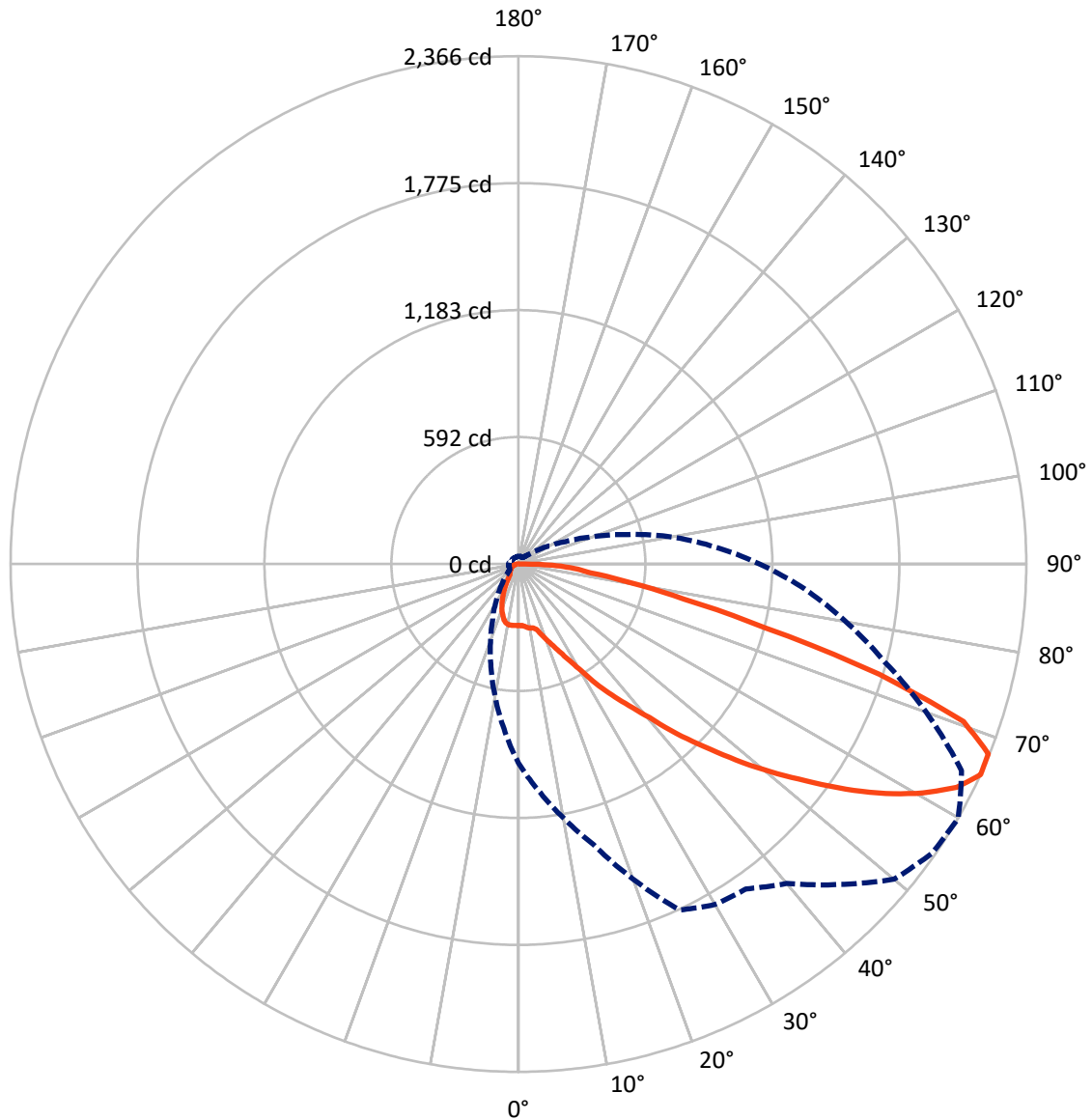
✕ Max cd
 - - - 1/2 Max cd



Based on 10 foot mounting height. Maximum calculated value = 4.7 fc
 Type IV - Short - Non-Cutoff

REPORT NUMBER: P141418
CATALOG NUMBER: EMM-E01-LED-E1-SLL-8030

Luminous Intensity Polar Plot



— Vertical Plane Through 60-Deg Lateral - - - Horizontal Cone Through 65-Deg Vertical

REPORT NUMBER: P141418

CATALOG NUMBER: EMM-E01-LED-E1-SLL-8030

FLUX DISTRIBUTION:

		Downward	Upward	Total
House Side	Lumens	409.4	0.0	409.4
	% Fixture	18.5	0.0	18.5
Street Side	Lumens	1798.0	0.0	1798.0
	% Fixture	81.5	0.0	81.5
Total	Lumens	2207.5	0.0	2207.5
	% Fixture	100.0	0.0	100.0

Coefficient of Utilization

ZONAL LUMENS:

Zone	Lumens	% Fixture
0°-10°	27.8	1.3
10°-20°	83.4	3.8
20°-30°	138.5	6.3
30°-40°	202.5	9.2
40°-50°	308.1	14.0
50°-60°	442.8	20.1
60°-70°	544.4	24.7
70°-80°	364.2	16.5
80°-90°	95.8	4.3
90°-100°	0.0	0.0
100°-110°	0.0	0.0
110°-120°	0.0	0.0
120°-130°	0.0	0.0
130°-140°	0.0	0.0
140°-150°	0.0	0.0
150°-160°	0.0	0.0
160°-170°	0.0	0.0
170°-180°	0.0	0.0
0°-90°	2207.5	100.0
0°-180°	2207.5	100.0



REPORT NUMBER: P141418

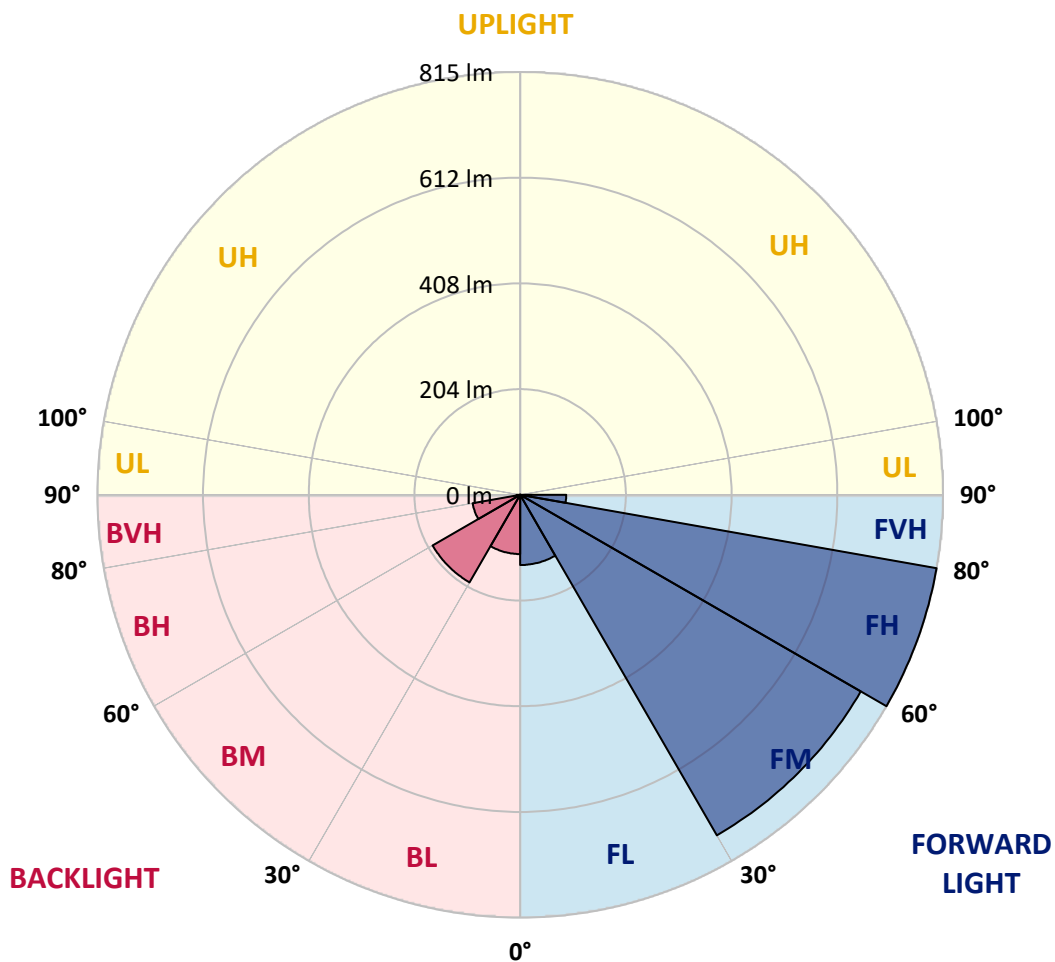
CATALOG NUMBER: EMM-E01-LED-E1-SLL-8030

LUMINAIRE CLASSIFICATION SYSTEM LUMEN TABLE AND BUG RATING:

Zone		Lumens	% Fixture	Zone Rating/Lumen Limit		
				B	U	G
FL	(0°-30°)	135.4	6.1			
FM	(30°-60°)	758.4	34.4			
FH	(60°-80°)	815.4	36.9			G1/1800
FVH	(80°-90°)	88.8	4.0			G1/100
BL	(0°-30°)	114.3	5.2	B1/500		
BM	(30°-60°)	195.0	8.8	B0/220		
BH	(60°-80°)	93.2	4.2	B0/110		G0/110
BVH	(80°-90°)	7.0	0.3			G0/10
UL	(90°-100°)	0.0	0.0		U0/0	
UH	(100°-180°)	0.0	0.0		U0/0	

BUG Rating: B1-U0-G1

Type IV Short





REPORT NUMBER: P141418

CATALOG NUMBER: EMM-E01-LED-E1-SLL-8030

CANDELA DISTRIBUTION (FULL):

	0°	5°	10°	15°	20°	25°	30°	35°	40°	45°	50°
0°	287.0	287.0	287.0	287.0	287.0	287.0	287.0	287.0	287.0	287.0	287.0
2.5°	287.2	287.5	287.5	287.2	287.0	287.2	286.7	287.2	287.0	286.7	287.0
5°	283.6	283.9	284.4	284.4	285.0	286.1	286.4	287.8	288.6	288.9	290.1
7.5°	274.9	276.3	277.1	278.2	279.9	282.7	284.7	288.1	290.6	292.9	296.0
10°	269.5	271.2	272.9	275.4	278.0	281.6	285.0	289.2	292.6	296.0	299.6
12.5°	270.9	272.9	275.1	277.1	281.0	284.4	288.6	293.7	295.4	298.8	301.9
15°	282.5	284.1	285.8	288.1	291.7	295.7	301.3	306.9	308.1	311.7	315.1
17.5°	297.9	298.2	301.0	305.0	308.3	314.8	321.6	329.2	333.9	336.2	338.2
20°	314.0	314.8	319.3	323.0	330.6	339.0	348.8	360.1	364.0	373.9	377.5
22.5°	337.9	337.6	342.9	348.0	356.4	365.4	379.8	395.3	404.3	411.9	414.7
25°	374.2	375.0	374.2	381.5	390.2	404.8	419.2	434.7	440.0	453.2	459.4
27.5°	410.2	416.7	425.4	427.6	438.3	455.2	466.4	483.0	496.0	499.6	509.8
30°	443.7	457.2	471.5	483.6	502.7	523.3	540.2	559.0	559.8	566.6	569.4
32.5°	477.7	498.8	519.9	535.4	553.9	581.2	612.5	643.1	663.1	683.6	673.2
35°	520.5	553.4	582.9	606.8	622.6	647.9	683.9	733.7	765.8	790.3	804.3
37.5°	559.6	609.4	654.7	688.7	727.2	745.2	768.9	804.9	841.7	864.5	876.3
40°	588.3	656.3	720.5	769.7	818.7	861.7	891.5	920.8	970.6	999.0	1001.3
42.5°	610.8	697.4	774.8	845.4	917.4	977.6	1013.6	1050.8	1114.1	1147.0	1144.5
45°	626.2	728.1	824.0	910.9	998.2	1076.7	1146.1	1201.3	1266.0	1328.7	1316.1
47.5°	639.7	753.4	863.1	961.3	1066.0	1163.9	1250.5	1328.2	1413.7	1498.4	1503.4
50°	653.2	773.9	898.6	1011.7	1129.5	1252.5	1357.1	1457.0	1563.9	1671.7	1696.4
52.5°	671.8	797.0	931.5	1057.5	1194.5	1324.2	1441.0	1565.3	1697.5	1801.6	1872.0
55°	699.7	829.1	972.3	1103.4	1252.8	1395.7	1524.8	1668.3	1789.8	1918.4	2018.5
57.5°	745.2	871.8	1019.5	1153.5	1309.0	1460.4	1594.6	1745.1	1861.0	2003.6	2129.4
60°	802.9	930.1	1073.0	1212.8	1375.1	1551.3	1686.6	1798.0	1914.2	2058.5	2209.8
62.5°	868.5	995.9	1138.3	1282.6	1467.1	1657.9	1774.1	1837.6	1938.9	2096.2	2261.9
65°	926.1	1057.5	1199.6	1352.6	1561.4	1778.3	1831.7	1847.8	1942.6	2111.4	2284.4
67.5°	973.4	1124.5	1257.0	1409.5	1660.7	1854.8	1832.9	1800.8	1892.8	2074.5	2241.4
70°	998.2	1154.3	1284.3	1414.5	1681.8	1865.5	1788.7	1701.5	1743.4	1921.2	2060.7
72.5°	970.9	1130.9	1233.6	1314.7	1555.5	1733.8	1635.9	1471.4	1509.6	1681.8	1717.8
75°	864.0	1057.2	1117.2	1114.3	1244.0	1336.3	1265.4	1160.5	1258.1	1329.8	1293.0
77.5°	645.1	865.9	899.4	837.8	865.4	943.0	876.1	957.6	1076.1	1108.4	1038.7
80°	405.7	634.7	638.3	561.5	546.9	577.3	663.7	837.2	950.3	943.6	851.3
82.5°	225.9	411.6	450.7	380.4	362.4	436.9	591.1	683.4	668.4	662.8	542.7
85°	154.5	281.0	343.5	329.4	364.3	435.8	484.7	433.2	417.2	355.3	288.4
87.5°	62.7	126.6	213.0	244.8	259.7	318.7	279.1	227.3	175.0	166.0	142.6
90°	0.0	0.0	0.0	0.0	0.0	0.0	0.0	0.0	0.0	0.0	0.0



REPORT NUMBER: P141418

CATALOG NUMBER: EMM-E01-LED-E1-SLL-8030

CANDELA DISTRIBUTION (continued):

	55°	60°	65°	70°	75°	80°	85°	90°	95°	100°	105°
0°	287.0	287.0	287.0	287.0	287.0	287.0	287.0	287.0	287.0	287.0	287.0
2.5°	286.1	286.7	286.7	287.0	287.2	287.5	287.5	287.5	287.8	288.1	287.8
5°	290.3	291.2	291.7	291.7	292.3	292.9	293.4	293.1	294.0	294.6	294.8
7.5°	297.1	298.8	300.2	301.3	301.9	301.9	301.9	301.0	301.9	302.1	302.4
10°	301.9	303.8	304.1	305.2	305.0	304.7	304.1	303.6	303.8	304.4	305.2
12.5°	303.3	305.2	305.8	306.7	306.4	306.1	305.0	305.0	304.7	305.5	306.4
15°	314.8	316.5	319.3	316.8	317.1	314.8	312.8	311.7	311.2	311.7	312.3
17.5°	341.3	344.1	342.9	339.0	338.7	333.9	333.1	327.5	327.5	327.5	325.8
20°	377.5	377.3	375.3	371.4	362.9	361.2	355.0	350.5	346.3	345.5	343.5
22.5°	417.2	413.0	411.9	403.7	398.4	388.2	379.0	375.6	371.6	370.8	370.5
25°	455.8	457.4	449.3	445.3	431.8	422.8	417.5	409.1	409.1	407.9	406.5
27.5°	504.1	509.8	500.8	495.1	482.5	469.8	460.5	455.5	450.1	446.5	436.3
30°	572.5	576.2	570.0	558.4	542.7	520.2	507.5	501.9	492.0	479.7	463.1
32.5°	668.7	663.7	642.6	622.3	601.8	580.4	565.2	555.1	539.9	515.1	483.6
35°	793.4	749.7	723.3	695.4	671.8	647.9	636.4	618.1	583.5	543.2	501.0
37.5°	854.7	835.3	804.9	784.1	755.9	732.0	705.9	674.6	629.9	572.2	513.7
40°	977.6	941.0	917.4	893.8	859.2	826.5	791.1	740.7	668.7	597.0	523.6
42.5°	1106.8	1079.7	1037.0	1005.5	979.6	925.6	869.3	799.0	708.4	619.5	532.6
45°	1275.0	1213.1	1160.2	1133.5	1082.6	1016.7	951.2	850.7	745.0	643.1	542.7
47.5°	1444.1	1364.5	1309.9	1260.1	1205.8	1117.4	1015.3	895.8	773.1	662.8	551.1
50°	1625.5	1520.6	1457.6	1397.9	1308.5	1201.6	1071.6	932.9	802.4	681.4	558.7
52.5°	1810.1	1677.6	1587.5	1518.1	1407.2	1275.0	1122.5	971.4	833.6	699.4	564.9
55°	1976.1	1851.7	1735.5	1628.3	1495.0	1341.4	1169.2	1006.0	861.7	718.2	568.8
57.5°	2126.6	2018.3	1879.6	1735.8	1575.7	1403.0	1212.3	1043.5	888.2	732.0	568.6
60°	2229.8	2166.5	2022.5	1847.2	1660.1	1459.5	1264.0	1085.1	911.5	741.9	566.3
62.5°	2304.1	2291.4	2165.7	1954.4	1729.1	1510.5	1314.1	1119.7	928.4	743.0	556.8
65°	2350.5	2366.0	2277.7	2022.5	1767.6	1549.3	1338.9	1122.8	916.3	724.4	531.4
67.5°	2321.3	2361.2	2277.1	1992.9	1730.7	1513.0	1302.6	1071.0	851.9	666.8	474.6
70°	2139.8	2199.7	2116.7	1797.1	1550.4	1372.9	1168.9	920.0	732.9	549.2	375.0
72.5°	1678.4	1757.5	1684.9	1465.7	1283.4	1134.9	983.5	722.5	558.7	403.4	252.1
75°	1158.0	1188.3	1145.0	993.7	937.7	879.7	738.2	485.6	369.1	249.0	148.3
77.5°	898.3	788.3	705.3	643.4	642.3	631.6	483.0	290.6	220.8	137.0	82.4
80°	675.5	530.3	437.7	382.9	398.1	445.1	281.6	149.1	114.2	75.7	50.6
82.5°	444.5	338.4	270.1	239.1	241.7	279.1	141.5	82.1	56.3	43.0	32.9
85°	270.9	263.0	234.6	213.0	196.4	191.9	110.0	63.0	31.2	22.2	16.9
87.5°	132.2	156.7	191.3	193.8	166.5	141.2	57.1	18.0	13.2	7.0	5.1
90°	0.0	0.0	0.0	0.0	0.0	0.0	0.0	0.0	0.0	0.0	0.0



REPORT NUMBER: P141418

CATALOG NUMBER: EMM-E01-LED-E1-SLL-8030

CANDELA DISTRIBUTION (continued):

	110°	115°	120°	125°	130°	135°	140°	145°	150°	155°	160°
0°	287.0	287.0	287.0	287.0	287.0	287.0	287.0	287.0	287.0	287.0	287.0
2.5°	288.1	289.5	288.9	288.6	288.6	290.1	290.1	289.5	289.5	289.8	289.8
5°	294.8	296.2	295.7	296.0	296.5	296.8	297.6	296.8	296.2	296.8	296.5
7.5°	302.7	304.1	303.8	304.4	305.0	305.5	306.1	305.8	305.2	305.2	305.0
10°	306.1	308.9	310.0	311.2	312.6	313.1	314.0	314.0	312.8	312.8	311.4
12.5°	308.3	310.6	313.4	315.1	317.6	319.6	320.4	320.7	319.9	318.7	317.3
15°	313.1	314.8	317.6	319.3	322.4	324.9	326.6	326.3	325.2	322.1	317.9
17.5°	324.9	324.7	325.8	326.9	327.7	329.2	328.6	326.1	320.7	315.1	309.2
20°	342.7	342.4	340.7	338.2	335.1	331.1	324.9	317.3	308.3	298.2	289.2
22.5°	367.7	365.2	362.9	356.2	345.5	332.3	316.2	301.3	290.6	280.8	270.9
25°	400.9	394.7	383.7	368.0	351.1	331.4	308.1	288.1	274.6	263.0	253.2
27.5°	421.7	407.4	389.1	367.4	344.9	319.6	293.7	274.0	258.8	246.2	234.9
30°	439.4	413.6	388.0	360.4	332.0	305.8	278.5	257.4	239.7	225.6	212.1
32.5°	449.3	414.7	382.6	349.7	318.7	288.9	259.4	236.6	219.7	202.3	183.7
35°	455.5	411.3	372.5	335.3	301.3	270.4	239.4	214.4	192.1	170.8	152.2
37.5°	457.2	405.7	359.3	319.3	280.5	246.7	217.5	188.2	166.0	142.9	121.5
40°	456.3	395.0	342.7	294.3	253.5	220.8	192.4	165.7	141.2	120.7	100.2
42.5°	452.9	382.9	323.0	273.7	232.7	201.4	175.3	148.3	126.3	104.4	86.9
45°	451.8	371.1	308.1	258.0	218.6	187.9	162.3	136.2	113.1	92.3	74.8
47.5°	449.3	360.4	294.3	245.9	207.1	177.5	151.1	125.5	101.6	82.7	65.8
50°	443.7	348.8	284.1	236.6	197.5	167.1	140.1	112.5	89.2	70.6	57.7
52.5°	437.7	341.5	277.7	227.3	187.4	154.7	128.0	100.2	78.2	60.8	50.9
55°	431.8	335.9	269.0	216.3	174.1	142.1	115.1	89.5	68.9	54.0	47.0
57.5°	425.4	328.3	258.3	202.3	159.2	128.0	101.0	76.8	59.9	48.7	43.9
60°	420.0	317.6	239.7	182.6	139.3	108.3	83.8	64.1	50.9	43.9	41.9
62.5°	406.0	297.1	213.0	153.6	113.1	84.7	63.9	50.1	42.8	39.4	39.7
65°	371.9	251.2	169.1	119.8	79.3	56.8	45.6	38.3	34.9	34.9	35.7
67.5°	313.4	191.3	119.8	76.2	52.0	41.1	34.9	31.8	31.2	31.8	33.2
70°	222.0	124.1	75.1	49.8	39.1	33.2	30.1	29.0	28.4	29.0	29.5
72.5°	136.7	73.1	47.8	38.8	33.5	29.8	27.9	27.0	26.7	26.7	26.4
75°	74.6	49.0	38.3	33.8	30.4	27.6	25.6	24.2	23.9	24.2	23.6
77.5°	47.5	38.3	34.0	31.2	28.1	24.5	22.8	21.7	21.7	21.4	20.8
80°	37.1	34.0	31.2	28.4	23.6	20.8	19.1	18.8	18.6	18.3	18.3
82.5°	27.9	27.0	25.6	23.1	18.8	16.6	15.8	15.8	15.5	14.6	14.6
85°	16.0	15.8	16.9	14.9	12.7	11.0	11.0	11.3	11.5	11.3	10.4
87.5°	5.3	4.5	4.8	4.8	3.9	3.1	4.2	5.1	4.8	4.2	5.1
90°	0.0	0.0	0.0	0.0	0.0	0.0	0.0	0.0	0.0	0.0	0.0



REPORT NUMBER: P141418

CATALOG NUMBER: EMM-E01-LED-E1-SLL-8030

CANDELA DISTRIBUTION (continued):

	165°	170°	175°	180°	185°	190°	195°	200°	205°	210°	215°
0°	287.0	287.0	287.0	287.0	287.0	287.0	287.0	287.0	287.0	287.0	287.0
2.5°	288.9	289.5	290.6	289.5	288.9	288.9	288.4	288.6	287.8	287.0	287.2
5°	296.0	295.4	296.0	295.1	293.4	293.1	292.0	292.0	290.9	289.8	289.2
7.5°	303.8	303.0	303.3	301.6	299.6	298.2	296.8	296.2	294.8	293.1	292.0
10°	310.0	309.2	308.6	306.7	304.1	302.7	300.7	299.6	298.2	296.0	294.8
12.5°	314.0	312.0	310.9	307.5	305.2	303.8	301.6	301.0	299.3	297.4	296.5
15°	313.1	308.6	305.2	301.3	298.2	296.2	294.3	293.7	292.9	292.0	290.3
17.5°	299.3	293.7	290.1	281.9	277.4	275.4	275.1	274.9	274.3	274.3	272.3
20°	280.2	273.7	268.1	260.2	254.3	252.4	247.0	245.6	243.9	245.6	243.9
22.5°	263.0	254.9	248.4	241.9	234.9	229.3	222.3	218.9	214.1	213.0	213.5
25°	244.8	234.6	226.5	218.9	211.3	203.4	196.9	192.1	189.1	184.8	180.9
27.5°	222.5	214.1	203.1	196.9	187.9	179.2	172.5	167.4	161.8	158.4	152.8
30°	200.0	187.1	176.1	167.4	157.5	153.3	146.9	141.5	136.4	132.8	128.0
32.5°	170.8	157.3	145.7	135.6	128.8	122.9	119.0	114.5	112.0	108.9	105.8
35°	139.8	122.9	109.2	104.7	97.1	97.3	95.4	93.1	91.2	88.3	88.1
37.5°	105.5	92.3	83.3	77.6	76.5	74.8	75.1	74.8	74.3	73.4	73.4
40°	83.6	71.7	65.8	64.7	64.7	64.4	64.1	64.1	64.1	63.6	63.3
42.5°	71.5	63.0	61.0	60.5	59.9	59.6	59.1	58.2	58.2	57.7	56.8
45°	63.0	58.2	57.7	57.1	57.1	56.3	55.4	54.9	54.6	54.3	53.7
47.5°	57.7	55.1	54.6	54.0	53.7	53.2	52.3	51.5	51.2	50.9	50.9
50°	51.8	50.1	50.1	50.1	49.2	48.7	47.8	47.3	47.3	47.0	46.7
52.5°	47.5	46.7	46.4	46.1	45.6	44.7	44.2	43.9	43.6	43.9	43.6
55°	45.6	45.0	44.7	44.2	43.6	42.8	42.2	41.4	41.1	41.6	41.6
57.5°	43.3	43.0	42.8	42.2	41.6	40.5	39.7	39.1	39.1	39.9	39.7
60°	42.5	42.2	41.9	41.6	40.8	39.4	38.0	37.4	37.4	38.3	38.3
62.5°	40.5	40.2	39.9	39.7	38.5	37.4	36.0	35.4	35.7	36.3	37.1
65°	36.9	37.1	36.9	36.9	36.0	35.2	34.3	33.8	33.5	33.8	34.6
67.5°	33.5	33.8	33.8	33.8	33.5	32.6	32.1	31.2	30.7	30.9	31.2
70°	30.4	30.7	30.9	30.9	30.4	29.5	28.7	27.9	27.6	27.9	27.9
72.5°	27.0	27.0	27.0	27.3	27.0	26.7	25.6	24.5	24.5	24.2	24.5
75°	23.6	23.6	23.6	23.6	23.1	23.1	22.5	21.4	21.1	21.4	21.7
77.5°	20.8	20.3	20.0	20.0	20.0	19.4	19.1	19.1	18.8	18.8	18.8
80°	17.2	16.6	16.0	15.8	16.0	16.0	16.6	16.6	16.3	16.3	16.3
82.5°	13.5	12.4	12.1	12.1	11.5	12.1	13.2	14.6	14.1	14.3	14.3
85°	9.8	8.7	8.2	8.2	7.6	8.7	10.1	11.3	10.7	11.3	11.0
87.5°	4.5	4.2	3.4	2.8	3.4	5.1	5.9	6.2	5.3	6.5	6.5
90°	0.0	0.0	0.0	0.0	0.0	0.0	0.0	0.0	0.0	0.0	0.0



REPORT NUMBER: P141418

CATALOG NUMBER: EMM-E01-LED-E1-SLL-8030

CANDELA DISTRIBUTION (continued):

	220°	225°	230°	235°	240°	245°	250°	255°	260°	265°	270°
0°	287.0	287.0	287.0	287.0	287.0	287.0	287.0	287.0	287.0	287.0	287.0
2.5°	288.4	287.2	287.0	287.2	286.7	287.5	287.5	287.2	287.2	287.0	287.5
5°	290.1	288.6	287.8	287.8	287.2	288.1	287.5	287.2	287.0	287.0	287.0
7.5°	292.6	290.6	289.2	288.4	287.2	287.2	286.4	285.6	285.0	284.7	284.7
10°	294.8	292.0	289.8	287.8	286.1	284.7	283.3	281.3	280.8	280.2	280.5
12.5°	294.6	291.5	288.1	285.0	281.0	279.4	275.7	273.5	273.5	272.0	272.9
15°	288.4	283.0	278.2	273.2	268.4	265.0	260.5	258.0	256.6	256.3	258.3
17.5°	269.8	264.7	260.2	254.6	248.4	246.2	243.1	241.9	241.1	242.5	243.9
20°	244.8	238.3	234.1	230.7	230.7	230.1	228.7	226.8	225.1	224.8	226.5
22.5°	209.3	206.8	207.6	205.4	205.4	204.2	206.5	202.8	204.8	203.1	204.0
25°	179.8	178.6	178.1	177.8	177.8	179.8	179.5	180.1	178.1	179.2	178.9
27.5°	153.0	151.6	149.7	150.8	151.9	153.3	153.9	154.2	155.9	152.8	153.9
30°	127.4	125.2	126.6	125.5	126.0	125.8	125.8	125.8	126.9	129.1	127.4
32.5°	104.4	103.2	104.7	102.7	103.0	103.0	102.4	101.6	102.1	99.6	101.6
35°	86.4	85.0	86.1	85.2	84.4	82.1	81.3	79.9	80.2	79.6	79.3
37.5°	72.3	72.0	71.2	71.2	70.6	70.3	68.9	69.2	69.5	70.1	70.1
40°	62.5	62.2	61.9	62.5	62.7	63.0	63.6	64.1	65.0	65.8	66.7
42.5°	56.8	56.8	56.8	58.0	58.8	60.2	61.0	62.2	63.3	64.7	65.8
45°	53.5	53.2	53.7	54.6	56.0	57.4	58.8	60.5	62.2	63.6	64.4
47.5°	50.6	50.4	50.9	51.8	53.2	55.4	57.4	59.4	61.3	62.7	63.3
50°	47.0	47.0	47.3	48.1	49.5	51.5	53.5	55.7	57.7	58.8	59.4
52.5°	44.2	44.5	44.5	45.3	46.7	48.4	50.4	52.3	53.7	54.6	55.7
55°	41.4	41.9	41.9	42.8	44.2	46.1	48.7	50.4	52.0	53.2	54.0
57.5°	39.4	39.7	39.7	40.8	42.5	44.2	46.7	49.0	50.9	52.3	53.5
60°	37.7	38.0	37.7	39.1	40.5	42.5	44.7	47.3	50.1	52.0	52.9
62.5°	36.3	36.3	36.0	37.1	38.0	39.1	41.1	43.9	46.4	48.1	49.0
65°	34.6	34.6	34.0	35.2	35.2	36.9	38.3	40.8	42.8	44.7	45.3
67.5°	31.2	31.8	31.5	32.4	33.5	34.6	36.3	38.3	40.2	41.6	42.5
70°	27.9	28.1	29.0	29.5	30.7	31.2	32.6	34.0	36.0	36.9	37.7
72.5°	24.8	25.0	25.6	26.2	27.3	27.9	29.0	30.1	31.8	32.6	33.5
75°	21.7	21.9	22.2	22.8	23.4	23.9	24.5	25.6	26.7	27.9	28.7
77.5°	18.6	18.8	19.7	19.4	20.0	20.3	21.1	21.7	22.2	23.4	24.5
80°	16.3	16.0	16.6	16.9	17.4	17.4	18.0	18.0	18.8	18.8	19.1
82.5°	13.8	13.5	14.1	14.9	15.2	15.2	15.8	14.6	14.3	14.6	15.5
85°	10.4	10.7	11.0	12.1	12.4	12.4	12.9	12.1	11.0	11.0	11.5
87.5°	5.9	4.5	6.5	7.6	7.6	7.9	8.4	8.2	7.9	6.2	6.5
90°	0.0	0.0	0.0	0.0	0.0	0.0	0.0	0.0	0.0	0.0	0.0



REPORT NUMBER: P141418
 CATALOG NUMBER: EMM-E01-LED-E1-SLL-8030

REPORT N
 CATALOG

CANDELA DISTRIBUTION (continued):

CANDELA

	275°	280°	285°	290°	295°	300°	305°	310°	315°	320°	325°	
0°	287.0	287.0	287.0	287.0	287.0	287.0	287.0	287.0	287.0	287.0	287.0	0°
2.5°	287.2	287.5	287.8	288.1	288.4	288.1	288.6	288.1	288.4	287.8	287.5	2.5°
5°	287.0	287.2	287.2	287.8	288.1	287.2	287.8	287.0	287.0	286.4	285.6	5°
7.5°	285.0	285.6	285.6	286.1	286.1	285.3	285.3	283.6	283.0	281.0	279.6	7.5°
10°	281.0	281.9	282.5	283.6	284.1	282.7	281.9	279.9	277.7	275.4	273.2	10°
12.5°	274.3	274.6	276.5	278.2	279.1	279.9	279.4	279.1	276.8	275.4	274.6	12.5°
15°	258.8	261.1	263.0	267.0	269.8	272.9	275.1	277.7	278.8	280.2	280.8	15°
17.5°	245.3	247.9	249.3	252.6	255.4	260.2	266.1	272.6	277.1	282.7	288.1	17.5°
20°	226.5	230.7	231.8	237.2	240.8	247.0	253.5	261.6	270.6	279.4	288.9	20°
22.5°	205.4	207.3	209.6	215.2	219.7	227.6	237.4	248.7	259.1	271.2	285.0	22.5°
25°	179.8	182.3	184.6	190.7	197.2	204.5	216.3	230.1	243.4	259.4	277.4	25°
27.5°	154.5	156.4	160.4	164.9	172.2	180.1	194.7	209.9	225.1	244.5	265.9	27.5°
30°	128.0	130.0	131.9	137.3	144.9	154.2	167.4	185.4	203.4	224.2	249.5	30°
32.5°	102.7	103.2	107.2	111.1	117.6	125.5	139.8	157.3	176.7	202.0	227.0	32.5°
35°	80.2	83.6	85.2	90.6	94.5	102.7	114.8	130.8	151.1	176.7	203.7	35°
37.5°	71.2	72.3	74.6	78.5	83.8	91.2	99.6	112.0	129.4	151.1	176.4	37.5°
40°	67.8	68.9	70.6	73.7	78.8	85.5	92.6	102.4	115.9	133.1	155.9	40°
42.5°	66.7	67.0	67.5	70.3	75.4	83.0	91.4	100.7	111.1	124.9	142.9	42.5°
45°	65.3	65.3	65.5	67.5	72.0	79.9	90.6	102.4	114.2	126.6	141.8	45°
47.5°	64.1	64.4	64.1	65.0	68.4	76.0	87.8	102.1	117.9	133.9	150.5	47.5°
50°	59.6	59.6	59.9	60.2	62.7	70.1	81.6	97.3	116.8	138.4	161.2	50°
52.5°	56.0	56.5	56.5	57.1	58.8	64.7	76.2	92.8	113.9	139.3	169.9	52.5°
55°	54.9	55.4	55.7	55.7	56.8	61.9	72.9	88.6	110.8	138.4	173.3	55°
57.5°	54.0	54.6	54.9	54.6	55.4	59.6	69.8	85.2	107.5	136.4	174.7	57.5°
60°	53.2	53.5	52.9	52.3	52.6	56.3	65.3	80.5	103.5	133.6	174.1	60°
62.5°	49.2	49.5	49.0	48.4	47.8	50.6	58.8	73.7	95.4	127.2	169.6	62.5°
65°	45.9	45.9	45.9	45.3	44.7	46.4	52.3	65.0	83.8	115.6	159.2	65°
67.5°	43.0	42.8	42.8	42.5	41.9	42.5	46.1	54.9	69.5	97.3	140.4	67.5°
70°	38.5	38.3	38.5	38.3	37.7	37.7	39.4	44.2	54.0	71.5	109.2	70°
72.5°	34.0	34.3	34.9	34.9	34.9	35.2	35.2	36.6	41.9	51.2	74.3	72.5°
75°	29.3	29.5	30.4	31.5	30.9	31.2	31.2	32.1	34.9	40.5	52.0	75°
77.5°	24.8	25.6	26.7	27.0	26.2	26.2	26.7	28.1	30.7	34.0	39.7	77.5°
80°	20.3	21.4	21.7	22.2	22.5	22.5	23.1	24.2	26.7	30.9	35.4	80°
82.5°	16.0	16.9	17.7	18.6	19.1	20.0	20.3	20.8	23.4	27.6	32.6	82.5°
85°	12.1	12.9	14.1	14.9	15.5	16.3	16.0	16.3	17.7	21.1	24.8	85°
87.5°	7.3	7.3	8.2	8.4	8.7	8.7	9.3	8.2	8.7	11.3	13.5	87.5°
90°	0.0	0.0	0.0	0.0	0.0	0.0	0.0	0.0	0.0	0.0	0.0	90°



NUMBER: P141418

NUMBER: EMM-E01-LED-E1-SLL-8030

DISTRIBUTION (continued):

330°	335°	340°	345°	350°	355°	360°
287.0	287.0	287.0	287.0	287.0	287.0	287.0
287.8	287.5	287.2	287.5	288.1	288.1	287.2
285.8	285.0	284.4	284.4	284.4	284.1	283.6
279.1	277.7	276.8	276.3	276.0	276.0	274.9
271.8	270.9	269.2	268.7	269.0	269.8	269.5
273.5	270.9	270.1	270.1	269.8	271.2	270.9
282.7	282.7	281.6	281.3	280.8	282.5	282.5
292.6	295.1	296.2	295.1	295.4	295.7	297.9
297.9	305.2	309.2	312.3	312.6	314.2	314.0
298.8	312.0	322.4	329.2	335.3	338.4	337.9
294.6	312.8	331.1	348.3	361.2	368.3	374.2
288.9	310.6	334.2	358.4	379.5	398.4	410.2
275.7	303.3	333.7	364.6	394.7	421.7	443.7
257.1	288.9	325.2	366.0	408.2	445.6	477.7
232.4	266.4	310.6	360.7	416.4	472.1	520.5
205.7	243.1	291.5	351.7	420.6	493.2	559.6
182.3	219.2	272.0	340.1	420.0	507.0	588.3
167.1	201.7	255.2	329.2	417.2	514.8	610.8
162.0	193.3	243.9	320.4	415.5	520.5	626.2
168.8	195.8	241.4	316.5	415.0	526.9	639.7
184.6	209.9	250.9	323.0	420.0	533.4	653.2
199.5	229.6	271.8	341.5	438.9	552.3	671.8
211.6	250.9	294.3	366.0	465.9	581.5	699.7
218.3	267.5	323.5	400.1	502.7	624.6	745.2
221.1	279.1	348.6	435.8	549.2	673.8	802.9
220.0	284.4	366.6	468.4	591.1	727.8	868.5
213.0	284.4	377.8	494.6	626.2	770.8	926.1
196.1	274.6	379.0	509.8	653.2	807.1	973.4
165.1	246.2	360.1	508.1	661.7	818.7	998.2
115.6	183.7	300.5	459.1	625.7	791.4	970.9
71.7	114.5	215.2	355.0	520.7	671.5	864.0
50.4	69.5	123.2	224.8	358.4	500.5	645.1
41.9	51.2	70.3	123.8	215.5	308.3	405.7
36.3	41.4	49.0	70.6	109.7	164.3	225.9
27.0	30.1	33.8	46.4	69.2	101.6	154.5
11.0	12.4	13.8	18.6	42.5	58.5	62.7
0.0	0.0	0.0	0.0	0.0	0.0	0.0

(END OF REPORT)